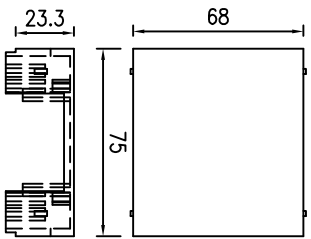

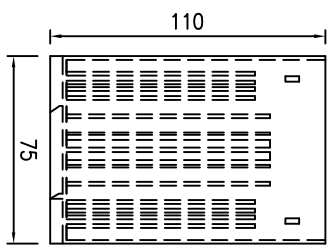
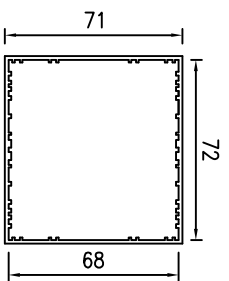


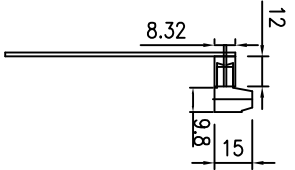

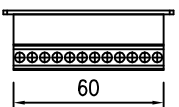
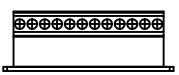
TOP COVER




CASE BODY



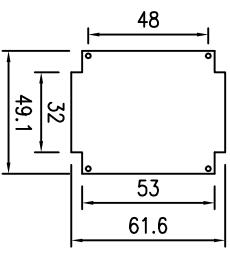
TERMINALS



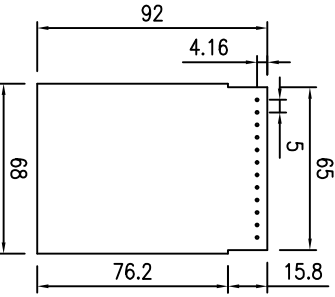
ASSEMBLY



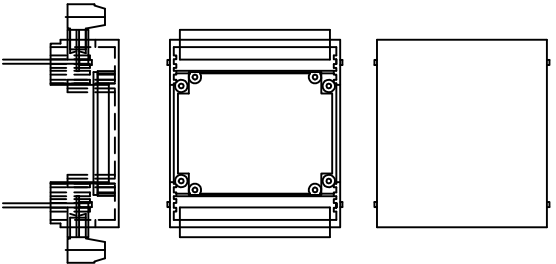
DISPLAY PCB



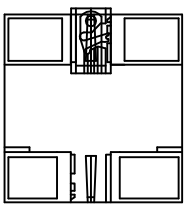
TERMINAL PCB



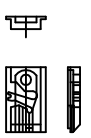
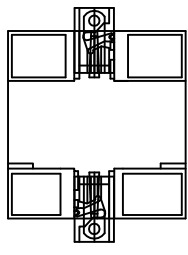
COVER ASSEMBLY



RAIL MOUNTING



SURFACE MOUNTING



JIT
Components, Inc.

TITLE :	NEW ENCLOSURE DR-24
ITEM NAME:	PLUG-IN TER. PCB VERT.
DATE :	AUG 9, 2001
FILE NAME :	DR-24-PTV.DWG